

## 2026 – ADB Proposed Text

This provides the proposed updates to Approved Document B (ADB). The updates are presented to show each change, with the existing text and the proposed text referenced.

Note:

*Blue italics text* – Additions/revisions are highlighted in blue. This is only for the 2026 consultation. All formatting will revert to the traditional ADB style if the change is accepted.

**Green text** – Is shown as it is in the existing ADB text and in the proposed text. These reference definitions located within the appendix.

~~Strikethrough~~ – Where words/items have a strikethrough, we are proposing their removal from the document in the proposed updates.

ADB volumes – Where the text for a particular section is identical across both volumes we have only shown the Volume 1 change but have included both volumes and paragraphs in the heading section for reference purposes.

To keep the proposal as short as possible we have only included the paragraphs or in some cases sections where updates are proposed. For context the text below should be reviewed against the existing approved documents available here: [Fire safety: Approved Document B – GOV.UK](#).

Comments should be entered in the rows provided (at the end of each item). Comments do not need to be added to all items listed. If you do not wish to add anything to some parts, please add a 'no comment' to those items.

The section and ref ID numbering are derived from the section numbers in the [2026 ADB Consultation](#) document.

## 9.0 Additional fire safety guidance for roofs

Guidance to align guidance with other regulatory requirements and to provide indicative provisions for protecting the building when energy generating installations are specified and general updates to roof guidance around compartmentation.

Ref ID	9.01
ADB Volume	1
ADB Paragraph Ref	To follow 3.79
Title	Electrical equipment
Current text – 2029 amendment	
n/a	
Proposed text	
<p><i>3.x Electrical DC equipment, including inverters related to energy generation, should not be located within protected stairs, lobbies or corridors. Cupboards opening onto these spaces should be separated by fire resisting construction. Further installation guidance can be found in BS 7671.</i></p>	
Reviewer Comment	

Ref ID	9.02
ADB Volume	1 & 2
ADB Paragraph Ref	Vol 1 (12.1) Vol 2 (12.1)
Title	Definitions
Current text – 2029 amendment	
<p>12.1 'Roof covering' describes one or more layers of material, but not the roof structure as a whole.</p>	
Proposed text	
<p>12.1 <i>'Roof covering' describes the collection of materials that forms the building's roof excluding the roof structure. This includes substrates and materials such as reinforced bitumen membranes, tiles, insulation, OSB board, decking, membranes, etc.</i></p>	
Reviewer Comment	

Ref ID	9.03
ADB Volume	1 & 2

ADB Paragraph Ref	To follow (Vol 1 12.2) (Vol 2 14.2)
-------------------	-------------------------------------

Title	Definitions
-------	-------------

Current text – 2029 amendment

n/a

Proposed text

## Energy generating installations and roof coverings

12.i When energy generating installations are present above a roof, the outermost product of the roof covering or system should be class A2-s3, d2 or better and extend to a 500mm zone around the installation.

*NOTE: Thermoplastic insulation should not be installed underneath the energy generating installation or within the 500mm zone.*

12.ii Where an energy generating system is integrated within the roof build-up a product rated class A2-s3, d2 or better should be installed below and directly around the installation. The outermost product of the roof cover within 500mm around the installation should be class A2-s3, d2 or better.

12.iii Where the energy generating installations are installed on a flat roof the provisions of paragraph 12.i relating to the outermost product can be relaxed provided one of the following is satisfied.

- a. A class B-s3, d0 outermost product is installed.
  - b. A mitigation layer rated class A2-s3, d2 with EI 15 rating is installed directly under the roof membrane and extends to a 500mm zone around the installation.
  - c. The roof deck achieves REI 30 for external exposure.
- 12.iv Energy generation installations should be separated from other roof elements by the distances in Table 12.Xi and Diagram 12.Xi.

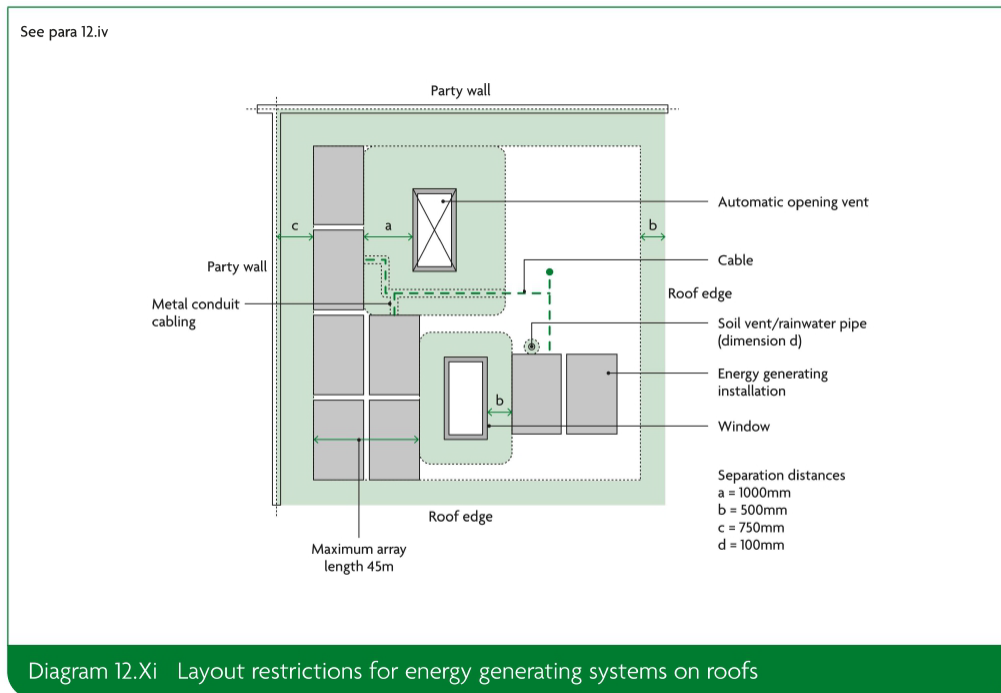
**Table 12.Xi Separation distances from energy generation installations**

Element	Separation distance
Automatic opening vent (AOV)	1000mm
Window and door	500mm
Party wall (measured from the centreline)	750mm
Vents and flues	300mm
Soil vent, rainwater pipe	100mm
Roof edge excluding ridges	500mm

### NOTES:

- i. Allowances on photovoltaic panel offset distances to meet the requirements of Part L of Schedule 1 can be found within Approved Document L.

- ii. If the associated cabling of energy generating installations is located within the zone created by the separation distances, then it should be encased within metal conduit.
- iii. Energy generating systems should be installed in arrays not greater than 45m. A 1.2m separation distance should be present between arrays. If paragraph 12.iiic is followed then the distance becomes 22.5m.
- iv. All dimensions are measured parallel to the roof pitch.



### Reviewer Comment

Ref ID	9.04
ADB Volume	2
ADB Paragraph Ref	To follow 3.38
Title	Definitions
Current text – 2029 amendment	
n/a	
Proposed text	
<i>Electrical installations</i>	
3.iv	<i>Electrical DC equipment, including inverters related to energy generation, should not be located within protected stairs, lobbies or corridors. Cupboards opening onto these spaces should be separated by fire resisting construction. Further installation guidance can be found in BS 7671.</i>
3.v	<i>All external cabling relating to photovoltaic installations should be installed within metal conduit if it crosses a party wall.</i>

Reviewer Comment

Ref ID	9.05
ADB Volume	1
ADB Paragraph Ref	5.9
Title	Definitions

**Current text – 2029 amendment**

5.9 Timber beams, joists, purlins and rafters may be built into or carried through a masonry or concrete **compartment wall** if the openings for them are both of the following.

- a. As small as practicable.
- b. **Fire-stopped.**

If trussed rafters bridge the wall, failure of the truss due to a fire in one **compartment** should not cause failure of the truss in another **compartment**.

**Proposed text**

5.9 *When elements of structure, such as joists, purlins and rafters, are* built into or carried through a masonry or concrete **compartment wall**, ~~if~~ the openings for them *should be* both of the following.

- a. As small as practicable.
- b. *Fire-stopped to the same integrity and insulation fire resistance performance as the compartment wall.*

If trussed rafters bridge the wall, failure of the truss due to a fire in one **compartment** should not cause failure of the truss in another **compartment**.

Reviewer Comment

Ref ID	9.06
ADB Volume	1
ADB Paragraph Ref	5.11
Title	Definitions

**Current text – 2029 amendment**

**Junction of compartment wall with roof**

5.11 A **compartment wall** should achieve both of the following.

- a. Meet the underside of the roof covering or deck, with **fire-stopping** to maintain the continuity of **fire resistance**.
- b. Be continued across any eaves.

5.12 To reduce the risk of fire spreading over the roof from one **compartment** to another, a 1500mm wide zone of the roof, either side of the wall, should have

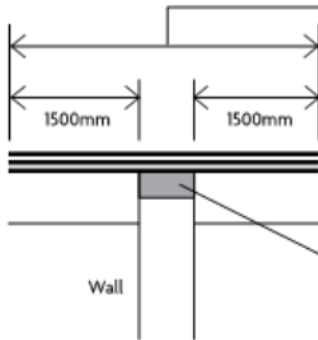
a covering classified as B<sub>ROOF(t4)</sub>, on a substrate or deck of a material rated class A2-s3, d2 or better, as set out in Diagram 5.2a.

Thermoplastic **rooflights** that, because of paragraph 12.7, are regarded as having a B<sub>ROOF(t4)</sub> classification are *not* suitable for use in that zone.

- 5.13 Materials achieving class B-s3, d2 or worse used as a substrate to the roof covering and any timber tiling battens, fully bedded in mortar or other suitable material for the width of the wall (Diagram 5.2b), may extend over the **compartment wall** in **buildings** that are a maximum of 15m high.
- 5.14 Double-skinned insulated roof sheeting should incorporate a band of material rated class A2-s3, d2 or better, a minimum of 300mm in width, centred over the wall.
- 5.15 As an alternative to the provisions of paragraphs 5.12 to 5.14, the **compartment wall** may extend through the roof for a minimum of either of the following (see Diagram 5.2c).
- a. Where the height difference between the two roofs is less than 375mm, 375mm above the top surface of the adjoining roof covering.
  - b. 200mm above the top surface of the adjoining roof covering where either of the following applies.
    - i. The height difference between the two roofs is 375mm or more.
    - ii. The roof coverings either side of the wall are of a material classified as B<sub>ROOF(t4)</sub>.

See paras 5.12 to 5.15

a. ANY BUILDING OR COMPARTMENT



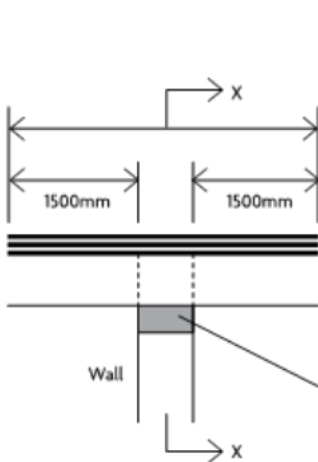
Roof covering over this distance to be designated  $B_{ROOF}(t4)$  rated on deck of material of class A2-s3, d2 or better. Roof covering and deck could be composite structure, e.g. profiled steel cladding.

Double-skinned insulated roof sheeting should incorporate a band of material rated class A2-s3, d2 or better, a minimum of 300mm in width, centred over the wall.

If roof support members pass through the wall, fire protection to these members for a distance of 1500mm on either side of the wall may be needed to delay distortion at the junction (see paragraph 5.9).

Fire-stopping to be carried up to underside of roof covering, e.g. roof tiles.

b. RESIDENTIAL (DWELLINGS) AND RESIDENTIAL (OTHER) A MAXIMUM OF 15M HIGH



Roof covering to be designated  $B_{ROOF}(t4)$  rated for at least this distance.

Boarding (used as a substrate) or timber tiling battens may be carried over the wall provided that they are fully bedded in mortar (or other no less suitable material) where over the wall.

Thermoplastic insulation materials should not be carried over the wall.

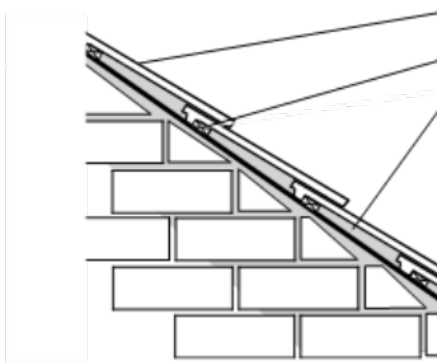
Double-skinned insulated roof sheeting with a thermoplastic core should incorporate a band of material of class A2-s3, d2 at least 300mm wide centred over the wall.

Sarking felt may also be carried over the wall.

If roof support members pass through the wall, fire protection to these members for a distance of 1500mm on either side of the wall may be needed to delay distortion at the junction (see paragraph 5.9).

Fire-stopping to be carried up to underside of roof covering, boarding or slab.

Section X-X



Roof covering to be designated  $B_{ROOF}(t4)$  rated for at least 1500mm either side of wall.

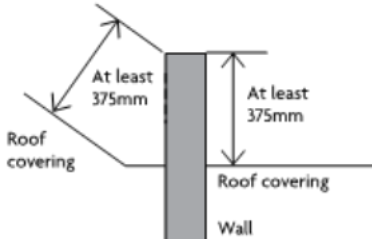
Roofing battens and sarking felt may be carried over the wall.

Fire-stopping to be carried up to underside of roof covering above and below sarking felt.

**NOTES:**

1. Fire-stopping should be carried over the full thickness of the wall.
2. Fire-stopping should be extended into any eaves.
3. The compartment wall does not necessarily need to be constructed of masonry.

c. ANY BUILDING OR COMPARTMENT



The wall should be extended up through the roof for a height of at least 375mm above the top surface of the adjoining roof covering.

Where there is a height difference of at least 375 mm between two roofs or where the roof coverings on either side of the wall are  $B_{ROOF}(t4)$  rated, the height of the upstand/parapet wall above the highest roof may be reduced to 200mm.

Diagram 5.2 Junction of compartment wall with roof

Proposed text

Junction of compartment wall with roof

- 5.i While the roof would not normally have fire resistance (see Table B1 for exceptions), the junction of a compartment wall with the roof should not provide a medium for undue fire spread from one compartment to another. This intention can be met by constructing the junction so that both of the following are satisfied.
- The continuity of fire resistance is maintained at the roof to wall junction.
  - Materials used adjacent to the junction are selected and arranged to reduce the risk of fire spreading over or through the roof construction.

5.11 A **compartment wall** should achieve both of the following.

- Meet the underside of the *roof covering and the junction fire-stopping*
- Be continued across any eaves *with firestopping*.

*NOTE: Designers should consider the type of roof build-up and if it is necessary for fire-stopping to be carried further than the underside of the roof covering to reduce the risk of fire spreading through the roof construction.*

5.12 To reduce the risk of fire spreading over the roof from one compartment to another, a 1500mm wide zone of the roof, either side of the wall, should have both of the following.

- A covering classified as  $B_{ROOF}(t4)$ .
- A deck/substrate of a material rated class A2-s3, d2 or better.

*Thermoplastic rooflights that, because of paragraph 12.7, are regarded as having a  $B_{ROOF}(t4)$  classification are not suitable for use in that zone.*

5.14 At the junction of a compartment wall where double-skinned insulated roof sheeting is used the material between skins should conform to all of the following.

- Be interrupted with a band of material of class A2-s3, d2 or better.
- Have a minimum width of 300mm centred on the compartment line.
- Meet both faces of the sheeting skins.

*This does not apply when the system comprises materials achieving A2-s3, d2 and there is no cavity between the insulation and the skins.*

5.ii If roof support members pass through a compartment wall, fire protection to these members for a distance of 1500mm on either side of the wall may be needed to delay distortion at the junction (see also paragraph 5.12).

5.iii Thermoplastic insulation should be interrupted with a band of material of class A2-s3, d2 or better a minimum width of 300mm when crossing a compartment wall.

5.iv Where a balcony, deck or terrace runs over a compartment wall, the provisions of paragraphs 5.9 to 5.iii apply to the covering.

*Residential buildings with a maximum building height of 15m*

5.13 In residential (dwellings) and residential (other) buildings (purpose groups 1(a), 1(b), 1(c) and 2(b)), with a tiled product rated class A2, s3, d2 or better, the following may extend over the compartment wall.

- Materials achieving class B-s3, d2 or worse used as a deck or substrate to the roof covering.

*b. Timber tiling battens.*

*c. Sarking felt.*

*This provision applies only if both of the following are met.*

- i. Any timber tiling battens and sarking felt are fully bedded in a suitable material (e.g. mortar or mineral wool) for the thickness of the compartment wall.
- ii. Fire-stopping is carried above and below the sarking felt.

*NOTE: Unless a relaxation is permitted by paragraph 5.13 the provisions of paragraphs 5.i to 5.iv should still be met.*

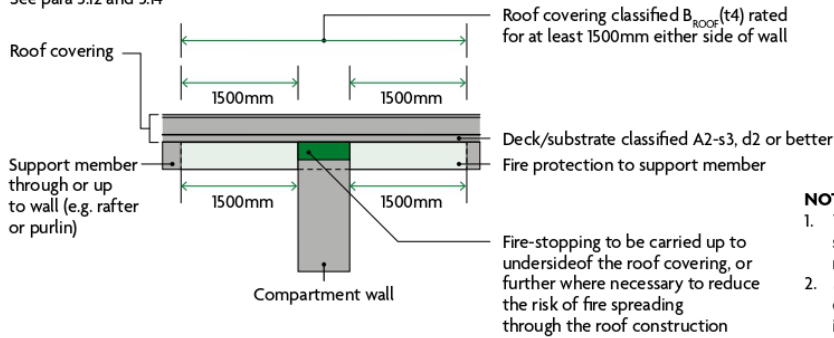
#### *Roof and extended wall junction*

5.15 As an alternative to the provisions of paragraphs 5.i to 5.13 the **compartment wall** may extend through the roof for a minimum of either of the following (see Diagram 5.2b).

- a. Where the height difference between the two roofs is less than 375mm, 375mm above the top surface of the adjoining roof covering.
- b. 200mm above the top surface of the adjoining roof covering where either of the following applies.
  - i. The height difference between the two roofs is 375mm or more.
  - ii. The roof coverings either side of the wall are of a material classified as B<sub>ROOF</sub>(t4).

**a. Roof compartment wall junction (any building)**

See para 5.12 and 5.14

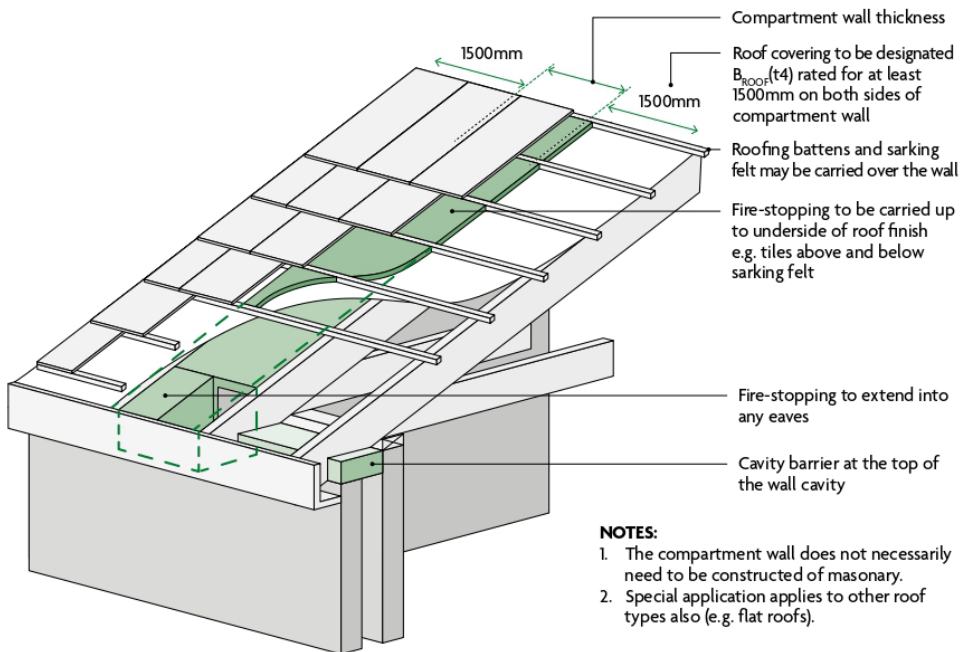


**NOTES:**

1. This illustrates a vertical section of a common flat roof or pitched roof.
2. See paragraph 5.13 for double-skinned insulated roof sheeting.

**b. Special application for compartment wall junction in residential (dwellings) and residential (other) a maximum of 15m high shown for A1 rated tiled pitch roof**

See para 5.15



**NOTES:**

1. The compartment wall does not necessarily need to be constructed of masonry.
2. Special application applies to other roof types also (e.g. flat roofs).

**c. Roof and extended wall junction (alternative option)**

See para 5.16

The wall should be extended up through the roof for a height of at least 375mm above the top surface of the adjoining roof covering.

Where there is a height difference of at least 375mm between two roofs or where the roof coverings on either side of the wall are B<sub>ROOF</sub>(t4) rated the height of the upstand/parapet wall above the highest roof be reduced to 200mm.

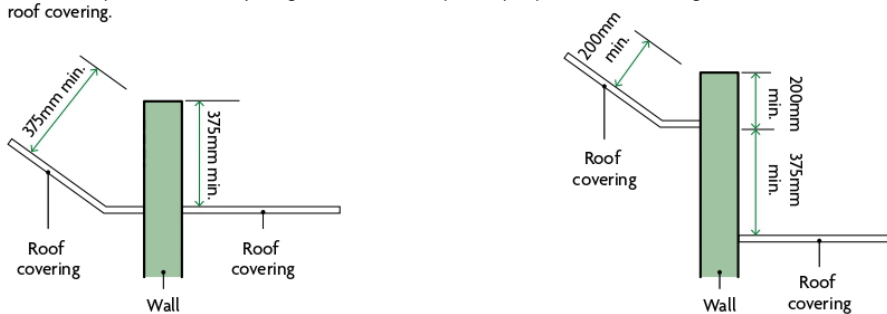


Diagram 5.2 Junction of compartment wall with roof covering

Reviewer Comment

Ref ID	9.07
ADB Volume	1
ADB Paragraph Ref	7.6
Title	Definitions
Current text – 2029 amendment	
7.6	<p>Timber beams, joists, purlins and rafters may be built into or carried through a masonry or concrete <b>compartment wall</b> if the openings for them are both of the following.</p> <ul style="list-style-type: none"> <li>a. As small as practicable.</li> <li>b. <b>Fire-stopped.</b></li> </ul> <p>If trussed rafters bridge the wall, failure of the truss due to a fire in one <b>compartment</b> should not cause failure of the truss in another <b>compartment</b>.</p>
Proposed text	
7.6	<p><i>When elements of structure, such as joists, purlins and rafters, are</i> built into or carried through a masonry or concrete <b>compartment wall</b>, the openings for them <i>should be</i> both of the following.</p> <ul style="list-style-type: none"> <li>a. As small as practicable.</li> <li>b. <i>Fire-stopped to the same integrity and insulation fire resistance performance as the compartment wall.</i></li> </ul> <p>If trussed rafters bridge the wall, failure of the truss due to a fire in one <b>compartment</b> should not cause failure of the truss in another <b>compartment</b>.</p>
Reviewer Comment	

Ref ID	9.08
ADB Volume	1
ADB Paragraph Ref	7.15 - 7.i
Title	Definitions
Current text – 2029 amendment	
<b>Junction of compartment wall with roof</b>	
7.15	The requirements are the same as for <b>dwellinghouses</b> , detailed in paragraphs 5.11 and 5.12.
7.16	<p>Materials achieving class B-s3, d2 or worse used as a substrate to the roof covering and any timber tiling battens, fully bedded in mortar or other suitable material for the width of the wall (Diagram 5.2b), may extend over the <b>compartment wall</b> in <b>buildings</b> that are both of the following.</p> <ul style="list-style-type: none"> <li>a. A maximum of 15m high.</li> </ul>

- b. In one of the following purpose groups.
- i. All residential purpose groups (purpose groups 1 and 2) other than 'residential (institutional)' (purpose group 2(a)).
  - ii. 'Office' (purpose group 3).
  - iii. 'Assembly and recreation' (purpose group 5).

7.17 Double-skinned insulated roof sheeting with a thermoplastic core should incorporate a band of material rated class A2-s3, d2 or better, a minimum of 300mm in width, centred over the wall.

7.18 As an alternative to the provisions of paragraph 7.16 or 7.17, the compartment wall may extend through the roof for a minimum of either of the following (see Diagram 5.2c).

- a. Where the height difference between the two roofs is less than 375mm, 375mm above the top surface of the adjoining roof covering.
- b. 200mm above the top surface of the adjoining roof covering where either of the following applies.
  - i. The height difference between the two roofs is 375mm or more.
  - ii. The roof coverings either side of the wall are of a material classified as B<sub>ROOF</sub>(t4).

Proposed text

### Junction of compartment wall with roof

7.15 The requirements are the same as for dwellinghouses, detailed in paragraphs 5.i to 5.13 and paragraph 5.15.

~~7.16 Materials achieving class B-s3, d2 or worse used as a substrate to the roof covering and any timber tiling battens, fully bedded in mortar or other suitable material for the width of the wall (Diagram 5.2b), may extend over the compartment wall in buildings that are both of the following:~~

~~a. A maximum of 15m high.~~

~~b. In one of the following purpose groups:~~

- ~~i. All residential purpose groups (purpose groups 1 and 2) other than 'residential (institutional)' (purpose group 2(a)).~~
- ~~ii. 'Office' (purpose group 3).~~
- ~~ii. 'Assembly and recreation' (purpose group 5).~~

~~7.17 Double-skinned insulated roof sheeting with a thermoplastic core should incorporate a band of material rated class A2-s3, d2 or better, a minimum of 300mm in width, centred over the wall.~~

### Residential buildings with a maximum building height of 15m

~~7.i When applying paragraph 5.13 to flats the provision covers purpose groups 1(a), 1(b), 1(c) and 2(b).~~

~~7.18 As an alternative to the provisions of paragraph 7.16 or 7.17, the compartment wall may extend through the roof for a minimum of either of the following (see Diagram 5.2c).~~

- ~~a. Where the height difference between the two roofs is less than 375mm, 375mm above the top surface of the adjoining roof covering.~~

- ~~b. 200mm above the top surface of the adjoining roof covering where either of the following applies:~~
- ~~i. The height difference between the two roofs is 375mm or more.~~
  - ~~ii. The roof coverings either side of the wall are of a material classified as  $B_{ROOF}(t4)$ .~~

Reviewer Comment

Ref ID	9.09
ADB Volume	1
ADB Paragraph Ref	Table 12.1
Title	Definition change

Current text – 2029 amendment

Table 12.1 Notes

1. The designation of external roof surfaces is explained in Appendix B.
2. Not acceptable on any of the following buildings.
  - a. Dwellinghouses in terraces of three or more dwellinghouses.
  - b. Any other buildings with a cubic capacity of more than 1500m<sup>3</sup>.
3. Acceptable on buildings not listed in (2) if both of the following apply.
  - a. Part of the roof has a maximum area of 3m<sup>2</sup> and is a minimum of 1500mm from any similar part.
  - b. The roof between the parts is covered with a material rated class A2-s3, d2 or better.

Table 12.2 Notes

1. See also the guidance to requirement B2 in Section 4.
2. The designation of external roof surfaces is explained in Appendix B.
3. Single-skinned rooflight only, in the case of non-thermoplastic material.
4. The rooflight should also meet the provisions of Diagram 12.1.

Proposed text

Table 12.1 Notes

1. The designation of external *roof covering* is explained in Appendix B.
2. Not acceptable on any of the following *residential* buildings.
  - a. Dwellinghouses in terraces of three or more dwellinghouses.
  - b. Any other buildings with a cubic capacity of more than 1500m<sup>3</sup>.
3. Acceptable on buildings not listed in (2) if both of the following apply.
  - a. Part of the roof has a maximum area of 3m<sup>2</sup> and is a minimum of 1500mm from any similar part.
  - b. The roof between the parts is covered with a material rated class A2-s3, d2 or better.

Table 12.2 Notes

1. See also the guidance to requirement B2 in Section 4.

2. The designation of external *roof covering* is explained in Appendix B.
3. Single-skinned rooflight only, in the case of non-thermoplastic material.
4. The rooflight should also meet the provisions of Diagram 12.1.

**Reviewer Comment**

Ref ID	9.10
ADB Volume	1 & 2
ADB Paragraph Ref	Appendix A
Title	Definitions Appendix A
Current text – 2029 amendment	
n/a	
Proposed text	
<i>Roof covering The collection of materials that forms the building's roof excluding the roof structure. This includes substrates and materials such as reinforced bitumen membranes, tiles, insulation, OSB board, decking and membranes etc.</i>	
Reviewer Comment	

Ref ID	9.11
ADB Volume	2
ADB Paragraph Ref	8.25
Title	Updated roof section
Current text – 2029 amendment	
<b>Junction of compartment wall with roof</b>	
<p>8.25 A <b>compartment wall</b> should achieve both of the following.</p> <ol style="list-style-type: none"> <li>a. Meet the underside of the roof covering or deck, with <b>fire-stopping</b> to maintain the continuity of <b>fire resistance</b>.</li> <li>b. Be continued across any eaves.</li> </ol> <p>8.26 To reduce the risk of fire spreading over the roof from one <b>compartment</b> to another, a 1500mm wide zone of the roof, either side of the wall, should have a covering classified as B<sub>ROOF</sub>(t4), on a substrate or deck of a material rated class A2-s3, d2 or better, as set out in Diagram 8.2a.</p> <p>Thermoplastic <b>rooflights</b> that, because of paragraph 14.7, are regarded as having a B<sub>ROOF</sub>(t4) classification are <i>not</i> suitable for use in that zone.</p> <p>8.27 Materials achieving class B-s3, d2 or worse used as a substrate to the roof covering and any timber tiling battens, fully bedded in mortar or other suitable</p>	

material for the width of the wall (Diagram 8.2b), may extend over the **compartment wall** in **buildings** that are both of the following.

- a. A maximum of 15m high.
- b. In one of the following **purpose groups**.
  - i. All residential **purpose groups** (**purpose groups** 1 and 2) other than 'residential (institutional)' (**purpose group** 2(a)).
  - ii. 'Office' (**purpose group** 3).
  - iii. 'Assembly and recreation' (**purpose group** 5).

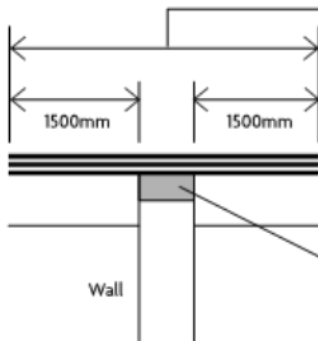
8.28 Double-skinned insulated roof sheeting should incorporate a band of material rated class A2-s3, d2 or better, a minimum of 300mm in width, centred over the wall.

8.29 As an alternative to the provisions of paragraph 8.26 or 8.27, the **compartment wall** may extend through the roof for a minimum of either of the following (see Diagram 8.2c).

- a. Where the height difference between the two roofs is less than 375mm, 375mm above the top surface of the adjoining roof covering.
- b. 200mm above the top surface of the adjoining roof covering where either of the following applies.
  - i. The height difference between the two roofs is 375mm or more.
  - ii. The roof coverings either side of the wall are of a material classified as  $B_{\text{ROOF}}(t4)$ .

See paras 8.26 to 8.29

a. ANY BUILDING OR COMPARTMENT



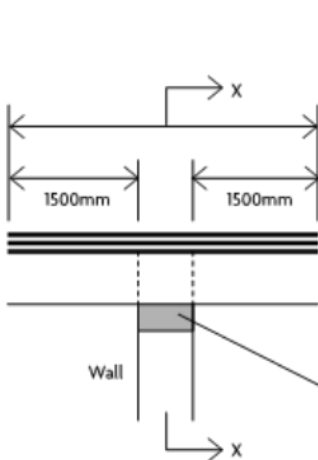
Roof covering over this distance to be designated  $B_{ROOF}(t4)$  rated on deck of material of class A2-s3, d2 or better. Roof covering and deck could be composite structure, e.g. profiled steel cladding.

Double-skinned insulated roof sheeting should incorporate a band of material rated class A2-s3, d2 or better, a minimum of 300mm in width, centred over the wall.

If roof support members pass through the wall, fire protection to these members for a distance of 1500mm on either side of the wall may be needed to delay distortion at the junction (see paragraph 8.16).

Fire-stopping to be carried up to underside of roof covering, e.g. roof tiles.

b. RESIDENTIAL (OTHER), OFFICE, OR ASSEMBLY AND RECREATION USE, AND NOT MORE THAN 15M HIGH



Roof covering to be designated  $B_{ROOF}(t4)$  rated for at least this distance.

Boarding (used as a substrate) or timber tiling battens may be carried over the wall provided that they are fully bedded in mortar (or other no less suitable material) where over the wall.

Thermoplastic insulation materials should not be carried over the wall.

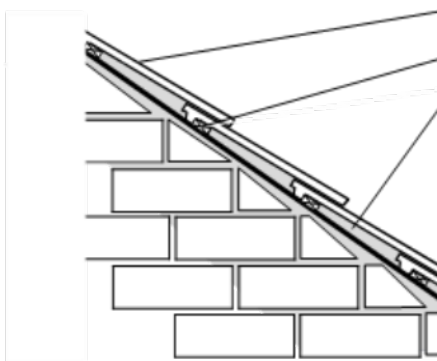
Double-skinned insulated roof sheeting with a thermoplastic core should incorporate a band of material of class A2-s3, d2 at least 300mm wide centred over the wall.

Sarking felt may also be carried over the wall.

If roof support members pass through the wall, fire protection to these members for a distance of 1500mm on either side of the wall may be needed to delay distortion at the junction (see paragraph 8.16).

Fire-stopping to be carried up to underside of roof covering, boarding or slab.

Section X-X



Roof covering to be designated  $B_{ROOF}(t4)$  rated for at least 1500mm either side of wall.

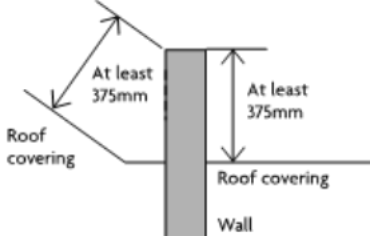
Roofing battens and sarking felt may be carried over the wall.

Fire-stopping to be carried up to underside of roof covering above and below sarking felt.

**NOTES:**

1. Fire-stopping should be carried over the full thickness of the wall.
2. Fire-stopping should be extended into any eaves.
3. The compartment wall does not necessarily need to be constructed of masonry.

c. ANY BUILDING OR COMPARTMENT



The wall should be extended up through the roof for a height of at least 375mm above the top surface of the adjoining roof covering.

Where there is a height difference of at least 375 mm between two roofs or where the roof coverings on either side of the wall are  $B_{ROOF}(t4)$  rated, the height of the upstand/parapet wall above the highest roof may be reduced to 200mm.

Diagram 8.2 Junction of compartment wall with roof

Proposed text

Junction of compartment wall with roof

- 8.i *While the roof would not normally have fire resistance (see Table B3 for exceptions), the junction of a compartment wall with the roof should not provide a medium for undue fire spread from one compartment to another. This intention can be met by constructing the junction so that both of the following are satisfied.*
- a. *The continuity of fire resistance is maintained at the roof to wall junction.*
  - b. *Materials used adjacent to the junction are selected and arranged to reduce the risk of fire spreading over or through the roof construction.*

8.25 A **compartment wall** should achieve both of the following.

- a. Meet the underside of the roof *covering and the junction fire-stopped*.
- b. Be continued across any eaves *with fire-stopping*.

*NOTE: Designers should consider the type of roof build-up and if it is necessary for fire-stopping to be carried further than the underside of the roof covering to reduce the risk of fire spreading through the roof construction.*

8.26 To reduce the risk of fire spreading over the roof from one **compartment** to another, a 1500mm wide zone of the roof, either side of the wall, should have both of the following.

- a. *A covering classified as  $B_{\text{ROOF}}(t4)$ .*
- b. *A deck/substrate of a material rated class A2-s3, d2 or better.*

Thermoplastic **rooflights** that, because of paragraph 14.7, are regarded as having a  $B_{\text{ROOF}}(t4)$  classification are not suitable for use in that zone.

8.28 *At the junction of a compartment wall where double-skinned insulated roof sheeting is used the material between skins should conform to all of the following.*

- a. *Be interrupted with a band of material of class A2-s3, d2 or better.*
- b. *Have a minimum width of 300mm centred on the compartment line.*
- c. *Meet both faces of the sheeting skins.*

*This does not apply when the system comprises materials achieving A2-s3, d2 and there is no cavity between the insulation and the skins.*

8.ii *Thermoplastic insulation should be interrupted with a band of material of class A2-s3, d2 or better a minimum width of 300mm when crossing a compartment wall.*

8.iii *Where a balcony deck or a terrace runs over a compartment wall the provisions of paragraphs 8.XXi to 8.XXiii apply to the covering.*

*Specified buildings with a maximum building height of 15m*

8.27 *In residential (dwellings) and residential (other) buildings (purpose groups 1(a), 1(b), 1(c) and 2(b)), Office (purpose group 3) or Assemble and Recreation (purpose group 5) with a tiled product rated class A2-s2, d3 or better, the following may extend over the compartment wall.*

- a. *Materials achieving class B-s3, d2 or worse used as a deck or substrate to the roof covering.*
- b. *Timber tiling battens.*

*c. Sarking felt.*

*This provision applies only if both of the following are met.*

- i. Any timber tiling battens and sarking felt are fully bedded in a suitable material (e.g. mortar or mineral wool) for the thickness of the **compartment wall**.
- ii. **Fire stopping** is carried above and below the sarking felt.

*NOTE: Unless a relaxation is permitted by paragraph 8.27 the provisions of paragraphs 8.i to 8.iii should still be met.*

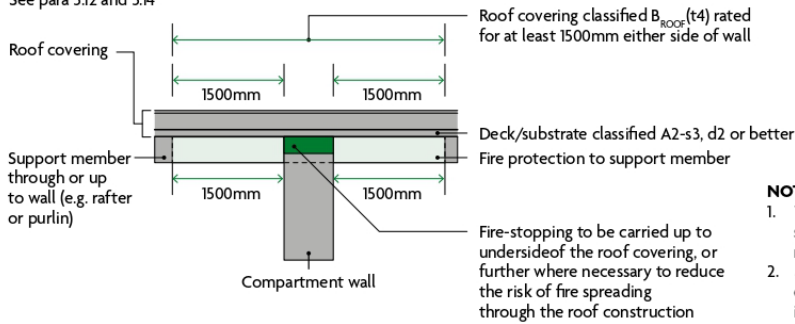
**Roof and extended wall junction**

8.29 As an alternative to the provisions of paragraphs 8.i to 8.27, the **compartment wall** may extend through the roof for a minimum of either of the following (see Diagram 8.2c).

- a. Where the height difference between the two roofs is less than 375mm, 375mm above the top surface of the adjoining roof covering.
- b. 200mm above the top surface of the adjoining roof covering where either of the following applies.
  - i. The height difference between the two roofs is 375mm or more.
  - ii. The roof coverings either side of the wall are of a material classified as  $B_{\text{ROOF}}(t4)$ .

**a. Roof compartment wall junction (any building)**

See para 5.12 and 5.14

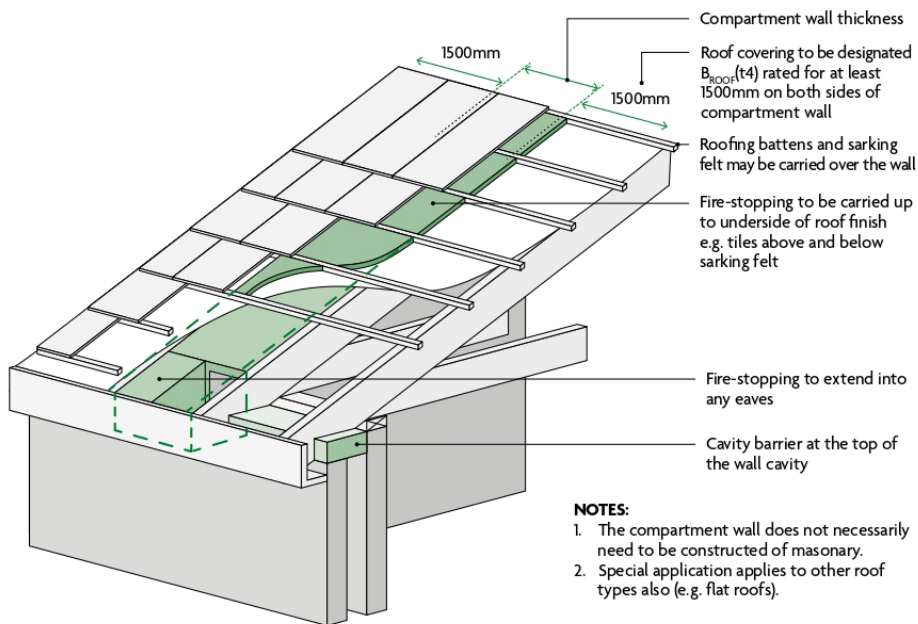


**NOTES:**

1. This illustrates a vertical section of a common flat roof or pitched roof.
2. See paragraph 5.13 for double-skinned insulated roof sheeting.

**b. Special application for compartment wall junction in residential (dwellings) and residential (other) a maximum of 15m high shown for A1 rated tiled pitch roof**

See para 5.15



**NOTES:**

1. The compartment wall does not necessarily need to be constructed of masonry.
2. Special application applies to other roof types also (e.g. flat roofs).

**c. Roof and extended wall junction (alternative option)**

See para 5.16

The wall should be extended up through the roof for a height of at least 375mm above the top surface of the adjoining roof covering.

Where there is a height difference of at least 375mm between two roofs or where the roof coverings on either side of the wall are B<sub>roof</sub>(t4) rated the height of the upstand/parapet wall above the highest roof be reduced to 200mm.

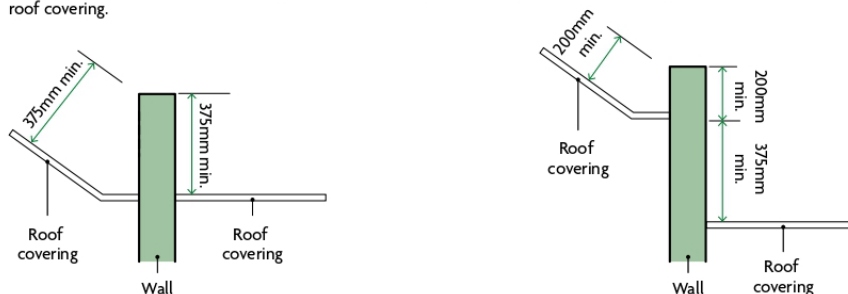


Diagram 5.2 Junction of compartment wall with roof covering

Reviewer Comment

Ref ID	9.12
ADB Volume	2
ADB Paragraph Ref	8.16
Title	Structure definition update
Current text – 2029 amendment	
8.16	<p>Timber beams, joists, purlins and rafters may be built into or carried through a masonry or concrete <b>compartment wall</b> if the openings for them are both of the following.</p> <ul style="list-style-type: none"> <li>a. As small as practicable.</li> <li>b. <b>Fire-stopped.</b></li> </ul> <p>If trussed rafters bridge the wall, failure of the truss due to a fire in one <b>compartment</b> should not cause failure of the truss in another <b>compartment</b>.</p>
Proposed text	
8.16	<p><i>When elements of structure, such as joists, purlins and rafters, are</i> built into or carried through a masonry or concrete <b>compartment wall</b>, the openings for them should be both of the following.</p> <ul style="list-style-type: none"> <li>a. As small as practicable.</li> <li>b. <i>Fire-stopped to the same integrity and insulation fire resistance performance as the compartment wall.</i></li> </ul> <p>If trussed rafters bridge the wall, failure of the truss due to a fire in one <b>compartment</b> should not cause failure of the truss in another <b>compartment</b>.</p>
Reviewer Comment	

Ref ID	9.13
ADB Volume	2
ADB Paragraph Ref	Table 14.1
Title	Definition change
Current text – 2029 amendment	
<p>Table 14.1 Notes</p> <ol style="list-style-type: none"> <li>1. The designation of external roof surfaces is explained in Appendix B.</li> <li>2. Not acceptable on any of the following buildings. <ul style="list-style-type: none"> <li>a. Industrial, storage or other non-residential purpose group (purpose groups 6 and 7) buildings of any size.</li> <li>b. Any other buildings with a cubic capacity of more than 1500m<sup>3</sup>.</li> </ul> </li> <li>3. Acceptable on buildings not listed in (2) if both of the following apply.</li> </ol>	

- a. Part of the roof has a maximum area of 3m<sup>2</sup> and is a minimum of 1500mm from any similar part.
- b. The roof between the parts is covered with a material rated class A2-s3, d2 or better.

#### Table 14.2 Notes

- 1. See also the guidance to requirement B2 in Section 6.
- 2. The designation of external roof surfaces is explained in Appendix B.
- 3. Single-skinned rooflight only, in the case of non-thermoplastic material.
- 4. The rooflight should also meet the provisions of Diagram 14.1.

#### Proposed text

#### Table 14.1 Notes

- 1. The designation of external *roof covering* is explained in Appendix B.
- 2. Not acceptable on any of the following buildings.
  - a. Industrial, storage or other non-residential purpose group (purpose groups 6 and 7) buildings of any size
  - b. Any other buildings with a cubic capacity of more than 1500m<sup>3</sup>.
- 3. Acceptable on buildings not listed in (2) if both of the following apply.
  - a. Part of the roof has a maximum area of 3m<sup>2</sup> and is a minimum of 1500mm from any similar part.
  - b. The roof between the parts is covered with a material rated class A2-s3, d2 or better.

#### Table 14.2 Notes

- 1. See also the guidance to requirement B2 in Section 6.
- 2. The designation of external *roof covering* is explained in Appendix B.
- 3. Single-skinned rooflight only, in the case of non-thermoplastic material.
- 4. The rooflight should also meet the provisions of Diagram 14.1.

#### Reviewer Comment

--